

REPLACEMENT OF SMART



SMART



(E)

City-coupe '98-'04

10PCS/10KG/12KG/4.5CFT

VM-007 L



VM-007 R




VM-007P L



VM-007P R



SMART



(E)

City-coupe '98-'04

10PCS/10KG/12KG/4.5CFT

VM-007EH L



VM-007EH R



VM-007EHP L



VM-007EHP R



SMART



(E)

FORTWO '07-

10PCS/10KG/12KG/4.5CFT

VM-056 L



VM-056 R



VM-056P L



VM-056P R



SMART



(E)

FORTWO '07-

10PCS/10KG/12KG/4.5CFT

VM-056EH L



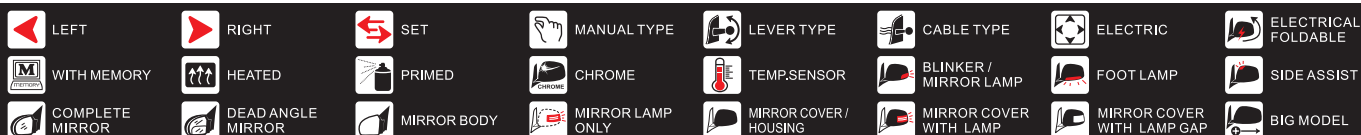
VM-056EH R



VM-056EHP L




VM-056EHP R



ALL TRADEMARKS AND VEHICLE MODELS (INCLUDING THEIR NAMES AND PICTURES) MENTIONED IN THIS CATALOGUE ARE FOR REFERENCE ONLY.

SMART



(E)

FORTWO '07-

100PCS/16KG/18KG/4.1CFT

VM-056G L



VM-056G R



VM-056GH L



VM-056GH R



SMART



(E)

FORTWO '07-

40PCS/14KG/16KG/4.1CFT

VM-056C L



VM-056C R



VM-056CP L



VM-056CP R



SMALL MODEL

GLASS+BASE

WIDE ANGLE

SHORT ARM

GLASS+HOUSING

ROOF

MEDIUM ARM

GLASS ONLY

ARM

LONG ARM

SQUARE CONNECTOR

Radio Control Printed Circuit Board

BLUE GLASS

OBLONG CONNECTOR

ANTI-DAZZLE

ASPHERICAL GLASS

ROUND CONNECTOR

INSIDE BASE

FLAT GLASS

INTERIOR MIRROR

E-MARK

CONVEX GLASS

MAIN